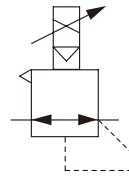




### Feature

- Stepless control of air pressure proportional to an electrical signal.
- Simplify complex pipeline for controlling different pressure.
- MAER200 can be assembled with MA\*\*302 series.
- Achieve high precision pressure control with microcomputer PID.
- Maximum flow rate 1500 L/min (Supply pressure 1.0 MPa, Set pressure 0.6 MPa).
- Comply with IP65 and CE certification.

### Symbol



### Specification

Model		MAER200		
Pressure range		1K	5K	9K
Bore No.		8A, 10A		
Port size		1/4, 3/8		
Medium		Air		
Proof pressure		0.3 MPa	1.5 MPa	
Ambient temperature		+5~+50°C (No condensation)		
Min. supply pressure		Set pressure +0.1 MPa		
Max. supply pressure		0.2 MPa	0.7 MPa	1 MPa
Setting pressure range (*1)		0.005~0.1 MPa	0.005~0.5 MPa	0.009~0.9 MPa
Power consumption	Voltage	DC24V±10%		
	Current	DC24V: 80mA or less		
Signal input	Current type	DC4~20 mA		
	Voltage type	DC0~5V, DC0~10V		
	Preset input (*2)	4 points		
Input impedance	Current type	≤ 400Ω		
	Voltage type	Approx. ≤ 50kΩ		
	Preset type	Approx. ≤ 1000kΩ		
Signal output (Monitor output)	Analog output	Voltage type DC1~5V (Load impedance 1kΩ or above)		
		Current type DC4~20mA (Load impedance 750Ω or less)		
	Switch output	NPN,PNP: Max. 24V, 160mA		
Linearity		Within ±1% (F.S.)		
Hysteresis		Within 0.5% (F.S.)		
Repeatability		Within ±0.5% (F.S.)		
Sensitivity		Within 0.2% (F.S.)		
Temperature characteristics		Within ±0.2% (F.S.)/°C		
Output pressure display (*3)	Precision	±2% F.S. ±1 digit		
	Min. unit	MPa:0.001, kgf/cm <sup>2</sup> :0.01, bar:0.01, psi:0.1, kPa:1		
Enclosure		Equivalent to IP65		
Weight		Main: 360 g; Bracket: Approx. 86g(B1) , 80g(B2); Cable connector: Approx. 55g(1m) , 130g(3m)		

\*1. Minimum setting pressure is equal to 1% F.S..

\*2. For safety reasons, it is recommended that one of the preset pressures be set to 0 MPa.

\*3. Linearity setting and preset pressure setting value both are set by the minimum unit of the output pressure display.

\*4. The above characteristics are confined to no flow in the pipeline. When air is consumed on the output side, pressure may become unstable.

\*5. The above characteristics apply for a control pressure of 10% to 90% when power voltage is 24 VDC, ambient temperature is 25±3°C, no-loading and working pressure is maximum control pressure.

# MAER200 Order example & Capacity



**AIR UNIT (ELECTRO – PNEUMATIC REGULATOR)**

**mindman**

## Order example

**MAER200 – 8A – 9K – 1 1 1 – B1 S1 – □**

MODEL

PORT SIZE  
8A: 1/4  
10A: 3/8

PRESSURE RANGE  
1K: 0.1 MPa  
5K: 0.5 MPa  
9K: 0.9 MPa

BRACKET  
Blank: Without  
B1: L type  
B2: Flat type

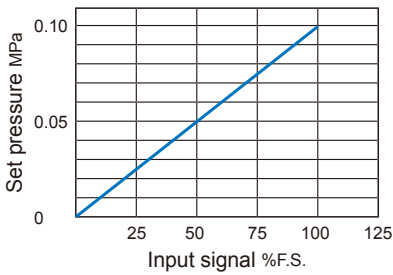
CABLE CONNECTOR  
Blank: Without  
S1: Straight 1m  
S3: Straight 3m  
L1: Right angle 1m  
L3: Right angle 3m

PORT THREAD  
Blank: Rc thread  
G: G thread  
NPT: NPT thread

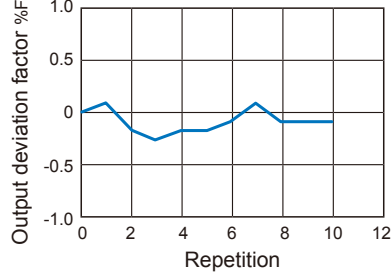
SIGNAL INPUT	SIGNAL OUTPUT	PRESSURE DISPLAY UNIT
1: Current DC4~20mA 2: Voltage DC0~10V 3: Voltage DC0~5V	1: Analog output DC1~5V 2: Switch output NPN 3: Switch output PNP 4: Analog output DC4~20mA (Source type)	1: MPa 2: kgf/cm <sup>2</sup> 3: bar 4: psi 5: kPa
40: Preset input	–	

## MAER200-1K

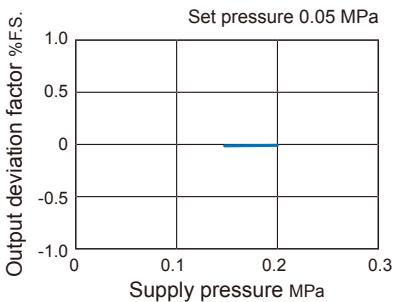
Linearity



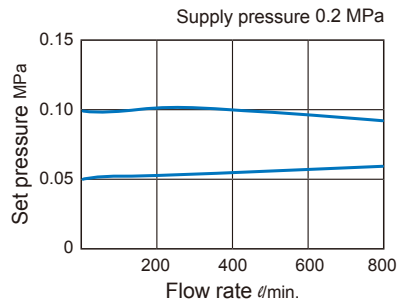
Repeatability



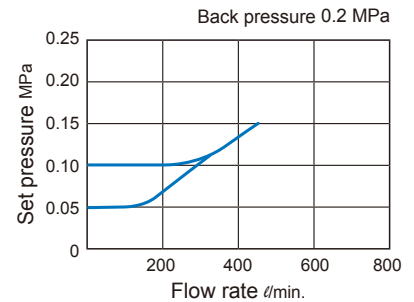
Pressure characteristics



Flow rate characteristics



Relief flow characteristics

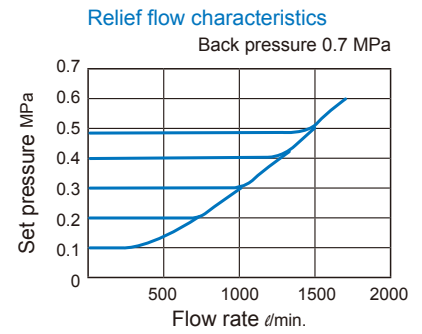
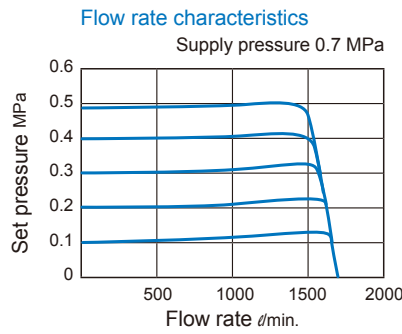
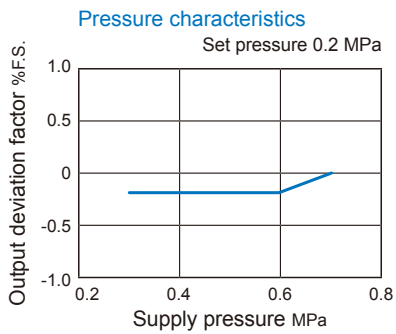
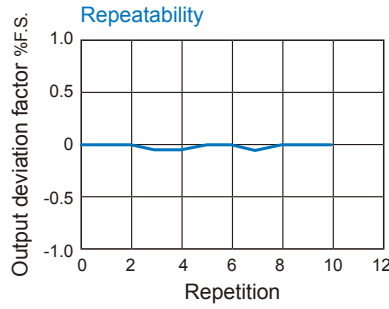
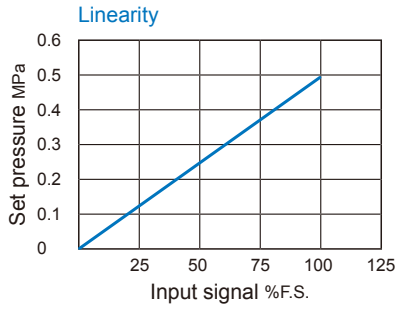


# MAER200 Capacity

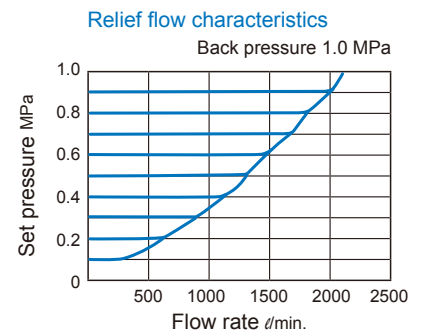
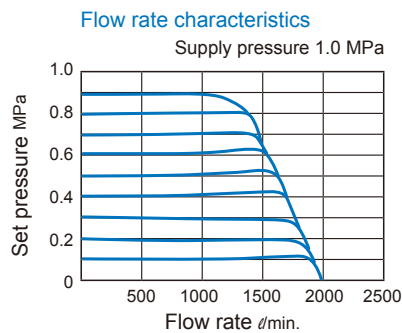
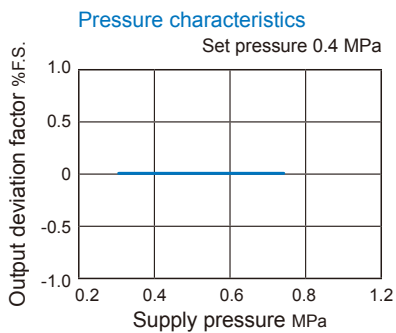
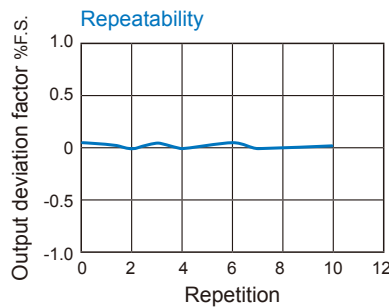
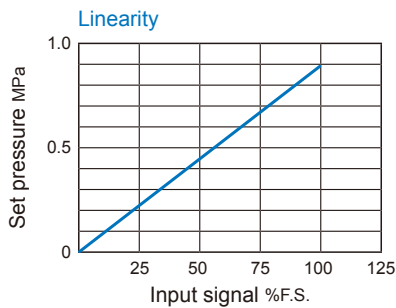
## AIR UNIT (ELECTRO – PNEUMATIC REGULATOR)



### MAER200-5K



### MAER200-9K



# MAER200 Dimensions

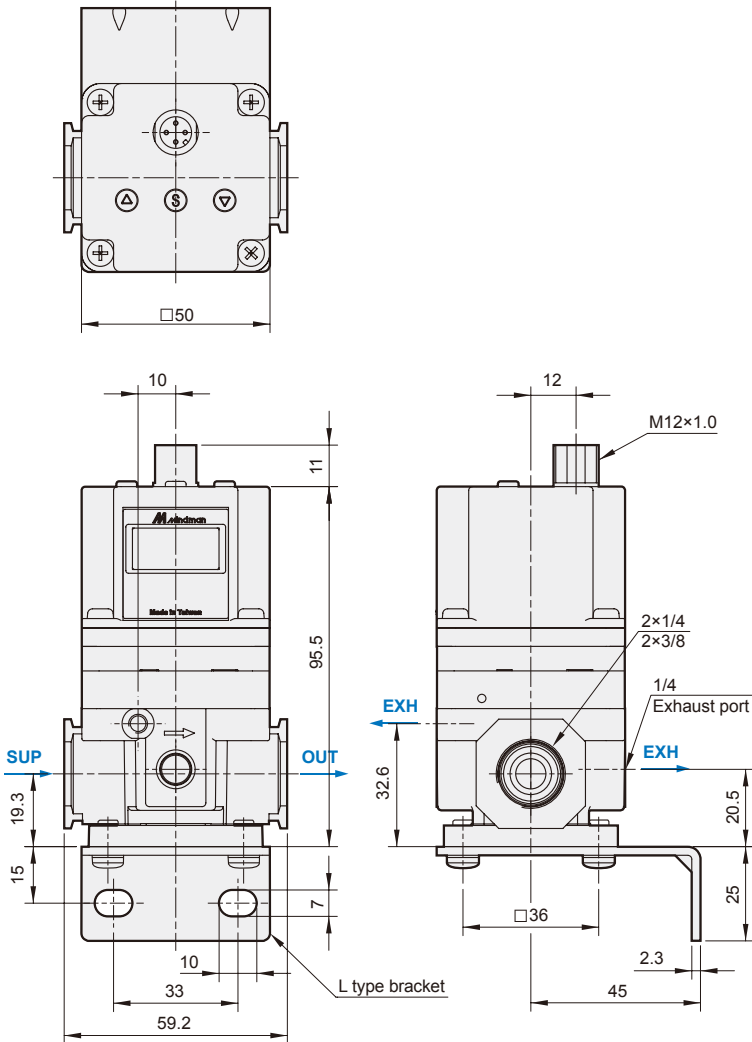
## AIR UNIT (ELECTRO – PNEUMATIC REGULATOR)



mindman

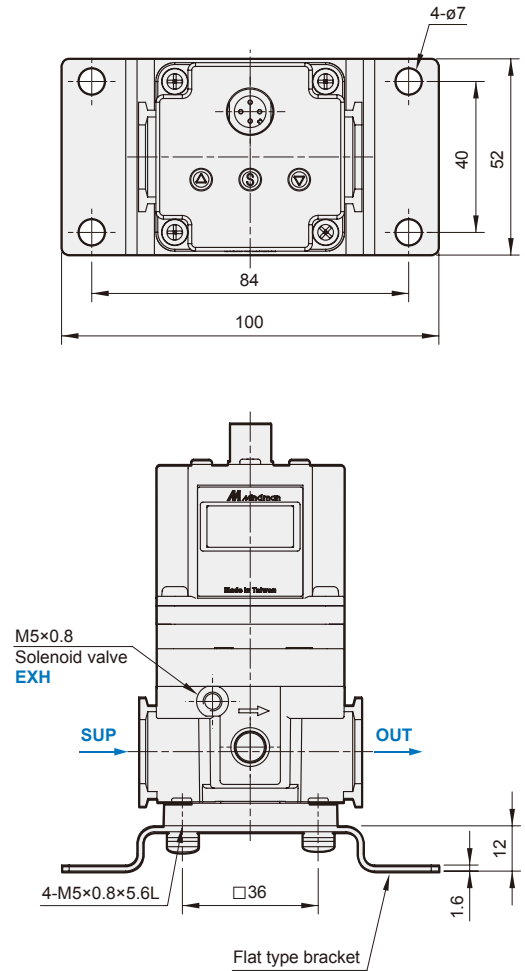
### MAER200-B1

L type bracket



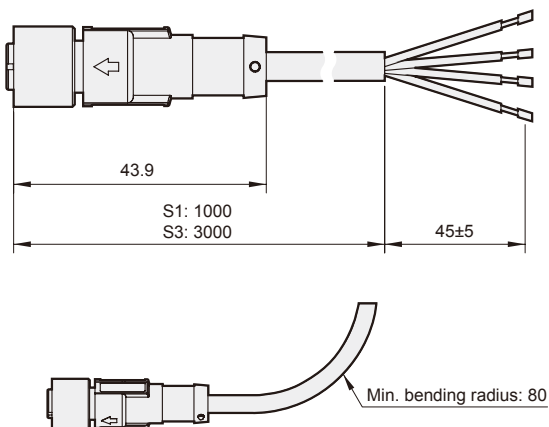
### MAER200-B2

Flat type bracket



### MAER200-S1/S3

Straight cable connector



### MAER200-L1/L3

Angle cable connector

